

# FundScrip Quick Start Guide

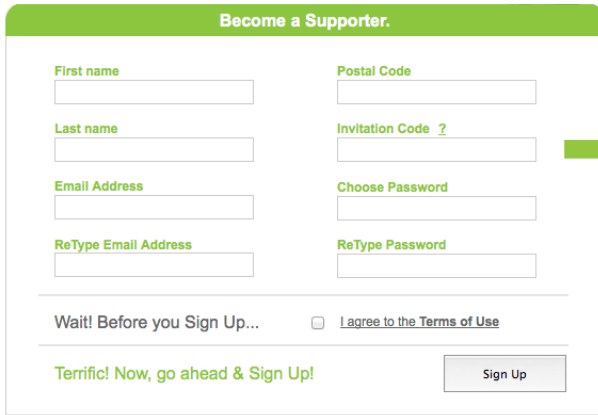
1

## How to Sign Up


1. Go to [www.fundscrip.com](http://www.fundscrip.com) and click on **Sign Up**



2. Complete the information in the **Become a Supporter** section and be sure to enter our group's **Invitation Code**. The code for our group is shown in the grey box below.



### Invitation Code for our Group



Click here to Sign Up. Watch your Inbox for the confirmation email from FundScrip.


2

## How to Place an Order

1. Go to [www.fundscrip.com](http://www.fundscrip.com) and click **Login** (top right of website)



2. **Login** by providing your email address and password
3. Click on the green **Buy Cards** button to begin adding gift cards to your cart



When you have finished adding gift cards to your cart, you need to finalize your order.

1. Choose our group as well as the *campaign* you want to support
2. Choose a payment method:
  - Electronic Funds Transfer (EFT) > *Direct debit from your account. The best and easiest way to pay. No fees. Requires application and void cheque.*
  - Credit Card > *Earnings reduced by 1.99%*
  - INTERAC® Online > *Earnings reduced by \$0.85/order*

- Online Bill Payment Service > *No fee, but funds must be received by FundScrip prior to processing. Please allow 3 business days.*

3. Choose a distribution method: \*
  - Hold for pick-up yourself at group distribution point
  - Hold for pick-up by your chosen representative at group distribution point
  - Direct Shipping to the Canadian destination of your choice
4. Check out and you are done!

**Want more detailed instructions on how to place an order?**

Consider asking for the "Ordering for Supporters" document.

### Set it and Forget it!



Set up a **Recurring Order** and never worry about forgetting to place your order again!

\* Please note that our group may not offer all these options